

FEATURES :

- 2:1Wide Input Voltage
- Efficiency To 80%
- 1500Vdc Isolation
- MTBF:>1,500,000 hrs
- Operating Temperature:-40°C TO +85°C

YUAN DEAN SCIENTIFIC



Specifications typical at TA=25°C, nominal input voltage and rated output current unless otherwise specified

Part Number	Input Voltage	Output Voltage	Output Current	Efficiency
	Vdc	Vdc	mA	%TYP
66D-12S05RNNL	9-18	5	1000	75
66D-12S12RNNL	9-18	12	470	80
66D-12S15RNNL	9-18	15	400	80
66D-12D12RNNL	9-18	±12	±230	80
66D-12D15RNNL	9-18	±15	±190	80
66D-24S05RNNL	18-36	5	1000	75
66D-24S12RNNL	18-36	12	470	80
66D-24S15RNNL	18-36	15	400	80
66D-24D12RNNL	18-36	±12	±230	80
66D-24D15RNNL	18-36	±15	±190	80
66D-48S05RNNL	36-72	5	1000	80
66D-48S12RNNL	36-72	12	470	80
66D-48S15RNNL	36-72	15	400	80
66D-48D12RNNL	36-72	±12	±230	80
66D-48D15RNNL	36-72	±15	±190	80

DC-DC Converter

66D SERIES

5Watt 1.5KV Isolated

2 : 1 Input Voltage Range

Single & Dual Output

2" x 1"



Input Specifications

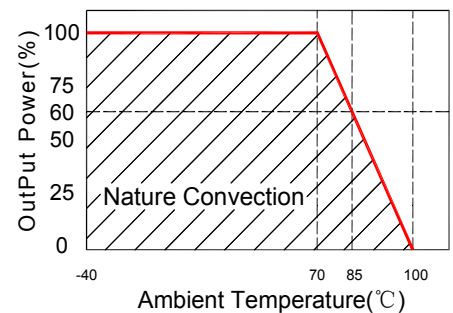
Parameters	Conditions	Min	Typ	Max	Units
Voltage Types				2:1	
Filter	Capacitor				

Output Specifications

Parameters	Conditions	Min	Typ	Max	Units
Voltage Tolerance				±2	%
Short Circuit Protection	Continuous				
Line Regulation				±0.5	%
Load Regulation	Single			±0.5	%
Load Regulation	Dual			±2.0	%
Ripple & Noise	BW=DC To 20MHz			100	mVp-p
Transient response setting time	50% load step change		350		us



Temperature Derating Graph



www.yds.com.tw



TEL : 886-6-3842899 FAX : 886-6-3843288
E-MAIL : ydsweb@yds.com.tw

Rev:2 2018/10/11

General Specifications

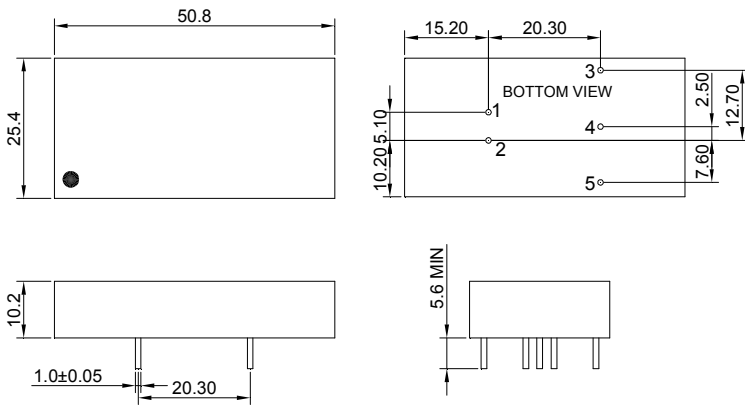
Parameters	Conditions	Min	Typ	Max	Units
Isolation Resistance	500Vdc	1000			MΩ
Switching Frequency			200		KHz
Operating Temperature		-40		85	°C
Humidity	Non Condensing			95	%
Cooling	Free air Convection				
Case material	Nickel Coated With Non-Conductive Base				
Weight			36.5		g
Dimensions		50.8x25.4x10.2			mm

Part Number

66D - 12 S 05 R N NL
 A B C D E F G

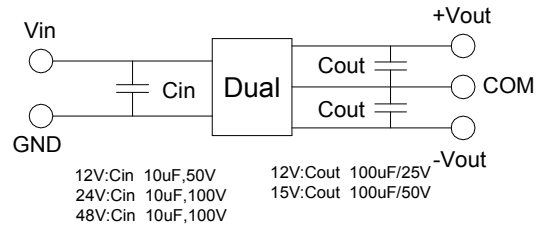
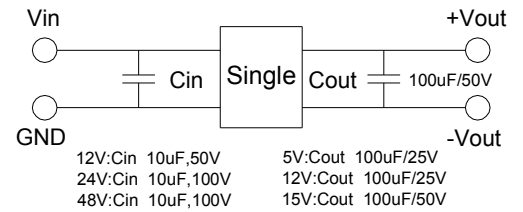
A:Series
 B:Input Voltage
 C:Single(S) Dual(D)
 D:Output Voltage
 E:Regulated(R)
 F:Package
 G:RoHS Version

Markings and Dimensions



UNIT : mm Unless otherwise specified, all tolerances are ±0.25

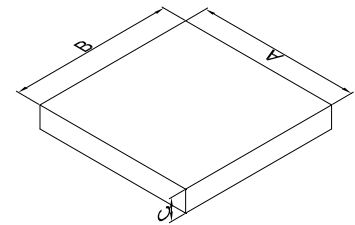
Recommended Test Circuit



PIN Connection

Pin	1	2	3	4	5
Single	+Vin	-Vin	+Vout	NO PIN	-Vout
Dual	+Vin	-Vin	+Vout	COM	-Vout

Packaging



Size(mm)		
A	B	C
210.00	210.00	30.00

